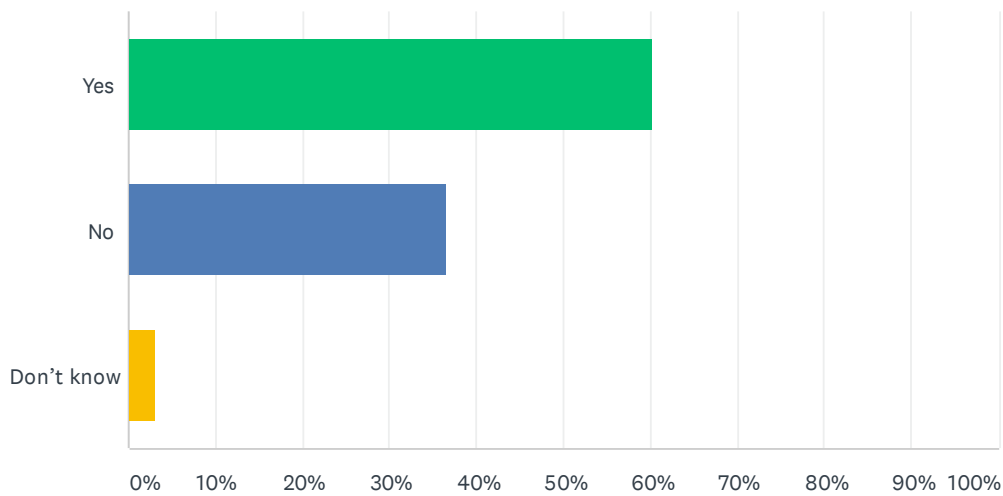


Q1 Have you ever experienced sexual harassment at work? Sexual harassment, as defined by the Equality Act 2010, is unwanted behaviour of a sexual nature, whether verbal, non-verbal or physical, that creates an intimidating, hostile, degrading, humiliating or offensive working environment

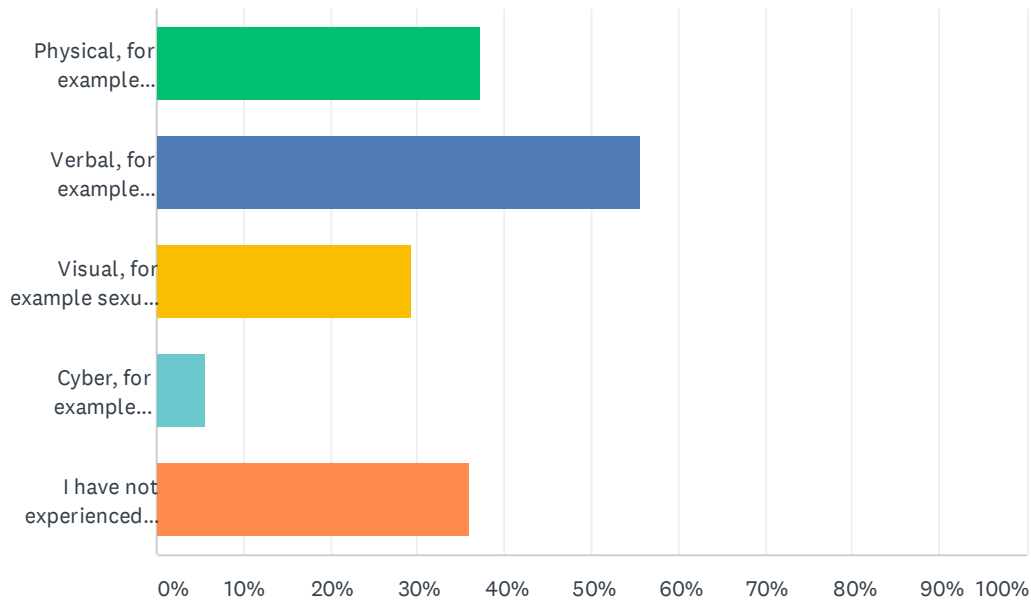
Answered: 2,382 Skipped: 0



ANSWER CHOICES	RESPONSES	
Yes	60.29%	1,436
No	36.57%	871
Don't know	3.15%	75
TOTAL		2,382

Q2 What form of sexual harassment have you experienced at work? Please tick all that apply

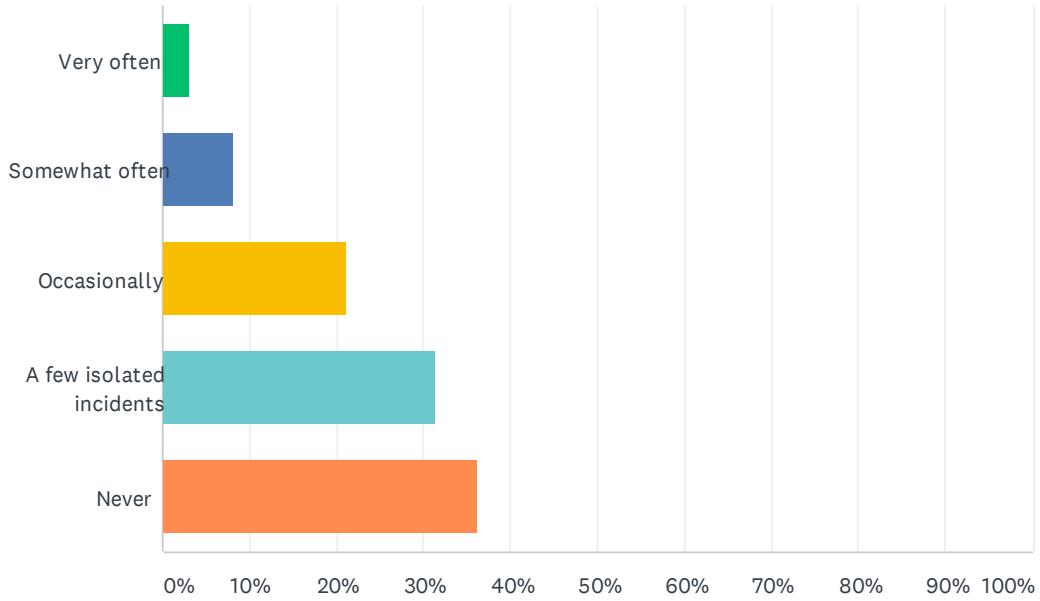
Answered: 2,382 Skipped: 0



ANSWER CHOICES	RESPONSES
Physical, for example unwelcome touching, hugging or kissing, invasion of personal space	37.28% 888
Verbal, for example inappropriate jokes, comments about your appearance, invitations on a date, questions about your private life	55.71% 1,327
Visual, for example sexual gestures, staring or winking	29.39% 700
Cyber, for example inappropriate emails, texts or phone calls	5.63% 134
I have not experienced sexual harassment at work	35.94% 856
Total Respondents: 2,382	

Q3 How often do you experience sexual harassment at work?

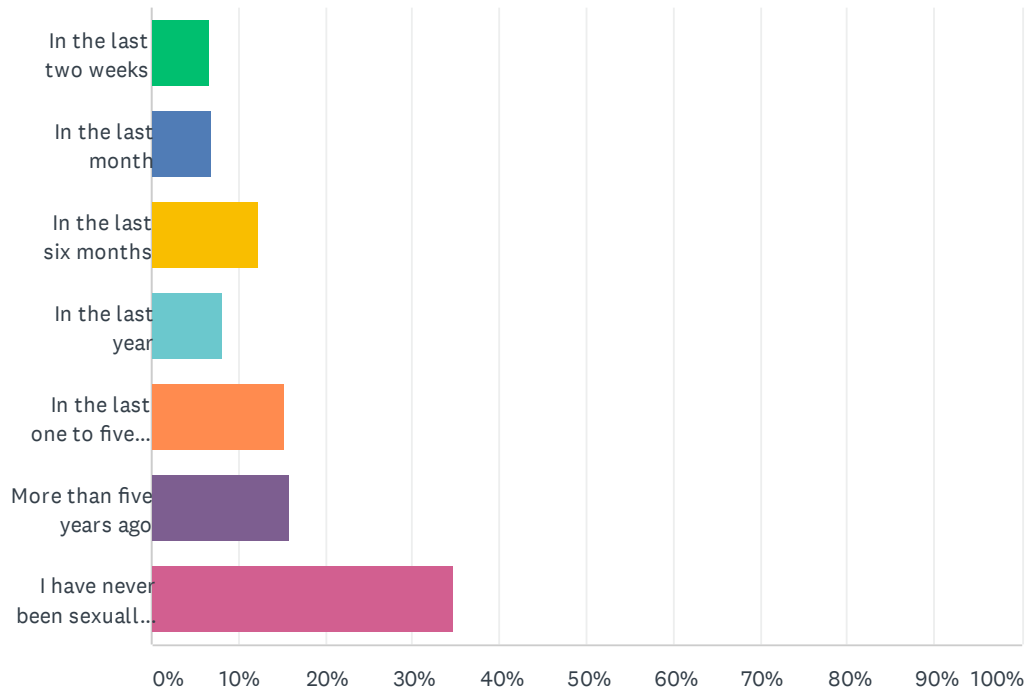
Answered: 2,382 Skipped: 0



ANSWER CHOICES	RESPONSES	
Very often	3.06%	73
Somewhat often	8.23%	196
Occasionally	21.12%	503
A few isolated incidents	31.40%	748
Never	36.19%	862
TOTAL		2,382

Q4 When was the last time you experienced sexual harassment at work?

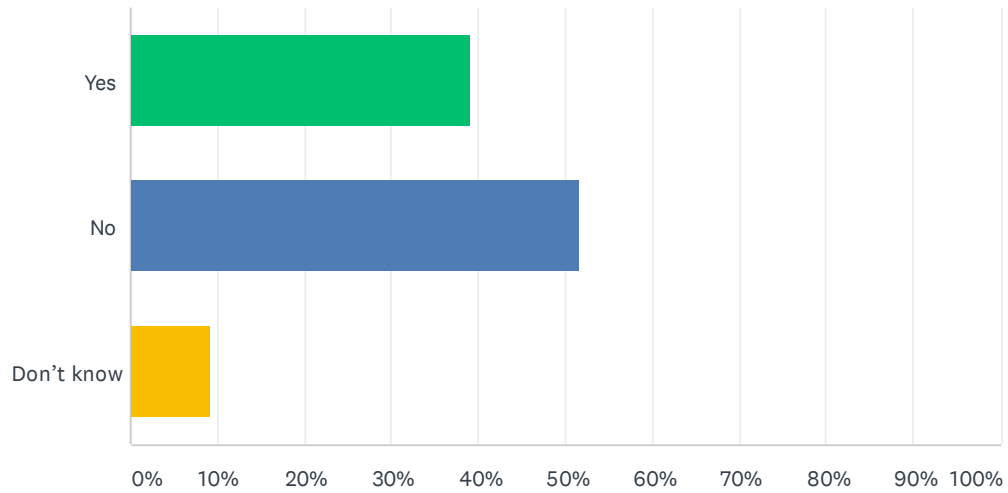
Answered: 2,382 Skipped: 0



ANSWER CHOICES	RESPONSES
In the last two weeks	6.59% 157
In the last month	6.97% 166
In the last six months	12.38% 295
In the last year	8.10% 193
In the last one to five years	15.32% 365
More than five years ago	15.87% 378
I have never been sexually harassed at work	34.76% 828
TOTAL	2,382

Q5 Have you ever witnessed a colleague being sexually harassed at work?

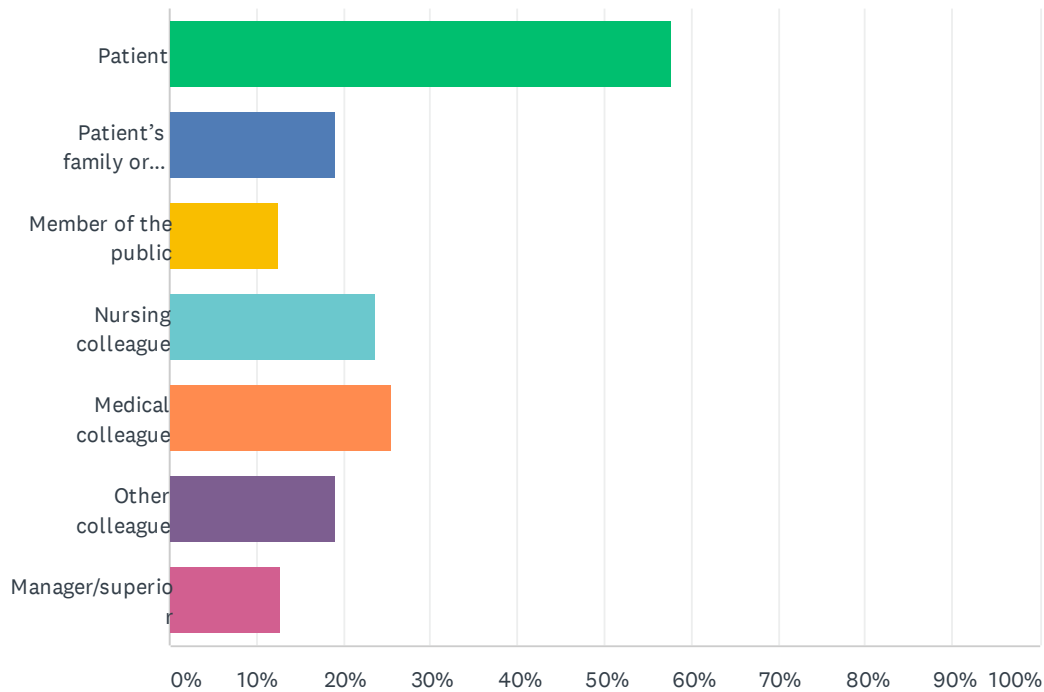
Answered: 2,382 Skipped: 0



ANSWER CHOICES	RESPONSES
Yes	39.17% 933
No	51.64% 1,230
Don't know	9.19% 219
TOTAL	2,382

Q6 If you have experienced sexual harassment at work, who was the perpetrator? Please tick all boxes that apply

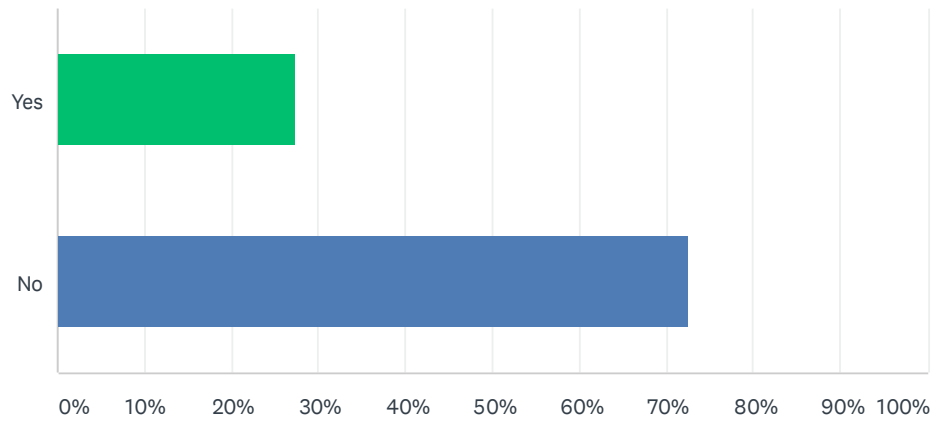
Answered: 1,724 Skipped: 658



ANSWER CHOICES	RESPONSES	
Patient	57.71%	995
Patient's family or friends	19.08%	329
Member of the public	12.47%	215
Nursing colleague	23.61%	407
Medical colleague	25.52%	440
Other colleague	19.14%	330
Manager/superior	12.82%	221
Total Respondents: 1,724		

Q7 If you have been sexually harassed at work, did you report it to your employer?

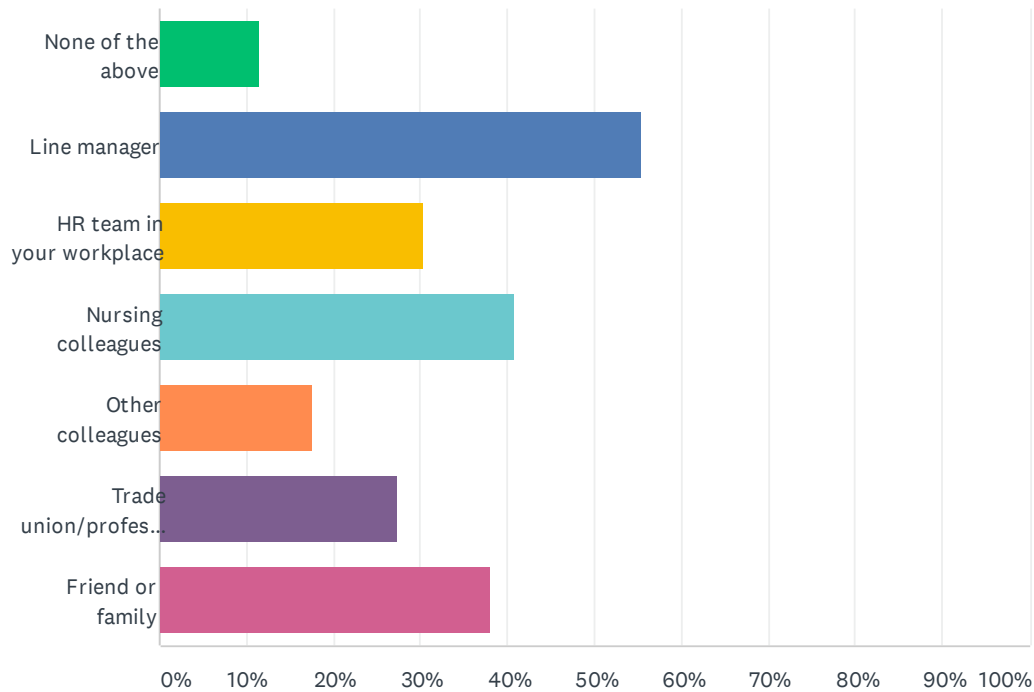
Answered: 1,849 Skipped: 533



ANSWER CHOICES	RESPONSES	
Yes	27.42%	507
No	72.58%	1,342
TOTAL		1,849

Q8 If you were sexually harassed at work in the future, which of these, if any, would you consider seeking support from?

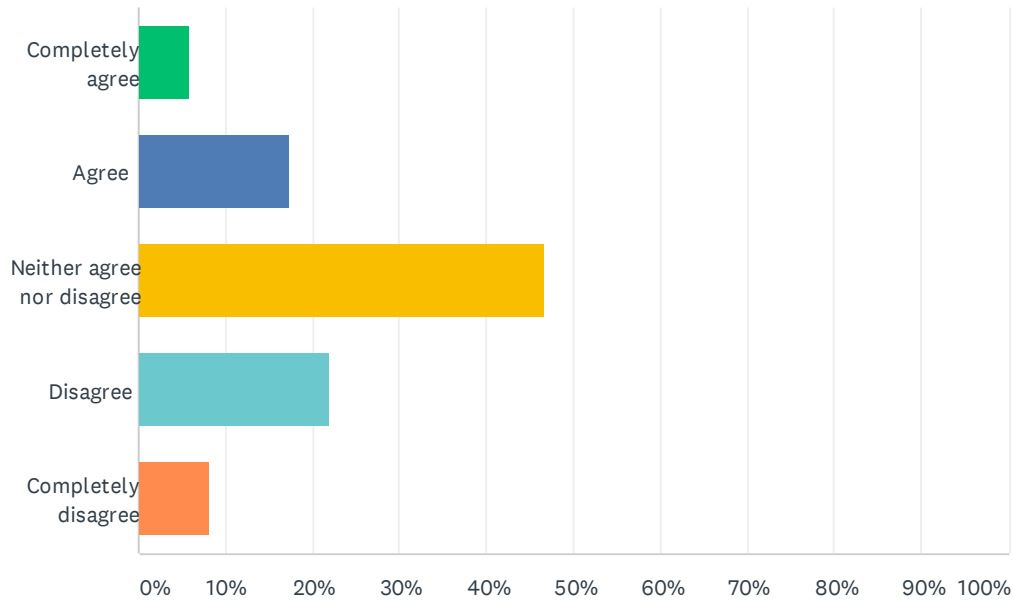
Answered: 2,382 Skipped: 0



ANSWER CHOICES	RESPONSES	
None of the above	11.59%	276
Line manager	55.46%	1,321
HR team in your workplace	30.44%	725
Nursing colleagues	40.85%	973
Other colleagues	17.63%	420
Trade union/professional body rep or steward	27.50%	655
Friend or family	37.99%	905
Total Respondents: 2,382		

Q9 To what extent do you agree or disagree with this statement: Nurses are better protected from sexual harassment now than they ever have been

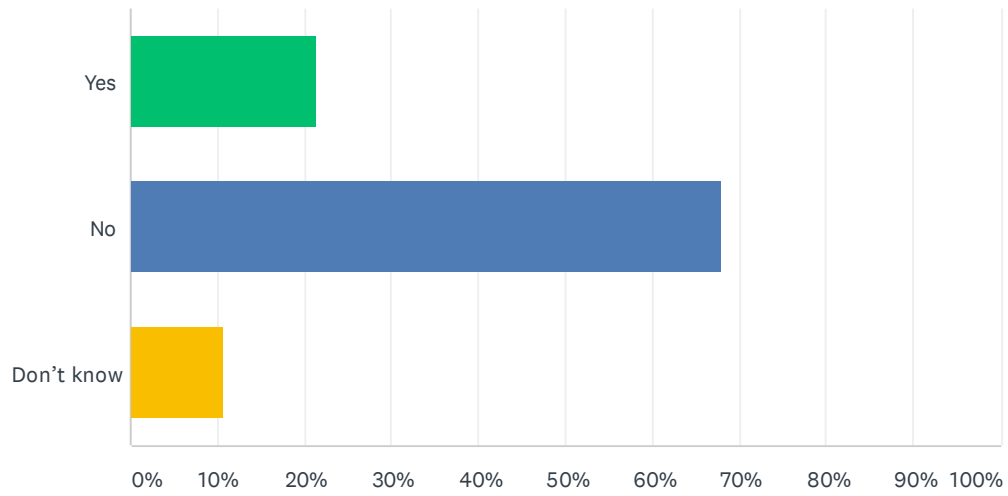
Answered: 2,382 Skipped: 0



ANSWER CHOICES	RESPONSES	
Completely agree	5.84%	139
Agree	17.34%	413
Neither agree nor disagree	46.73%	1,113
Disagree	22.04%	525
Completely disagree	8.06%	192
TOTAL		2,382

Q10 Would you feel safe travelling to or from work alone at night either on public transport or walking?

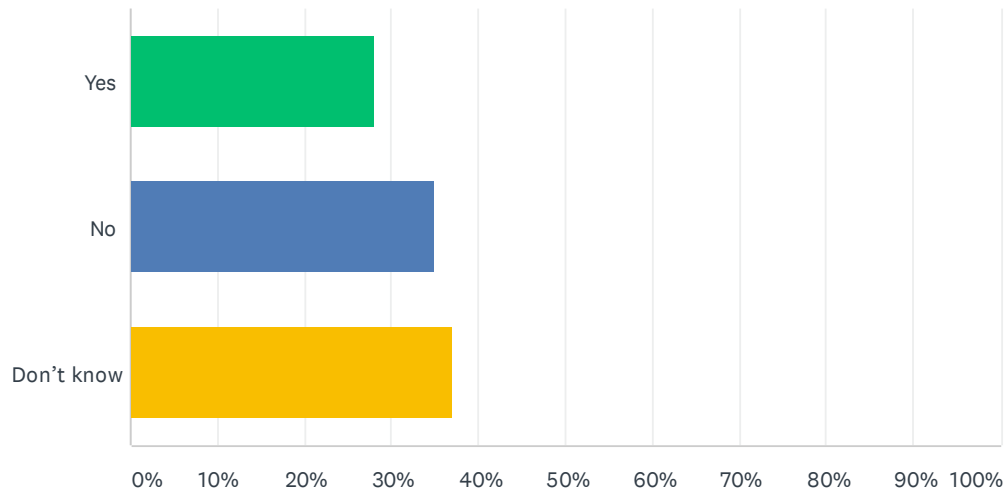
Answered: 2,382 Skipped: 0



ANSWER CHOICES	RESPONSES	
Yes	21.33%	508
No	68.01%	1,620
Don't know	10.66%	254
TOTAL		2,382

Q11 Do you feel like enough is being done in your workplace to protect you from sexual harassment?

Answered: 2,382 Skipped: 0



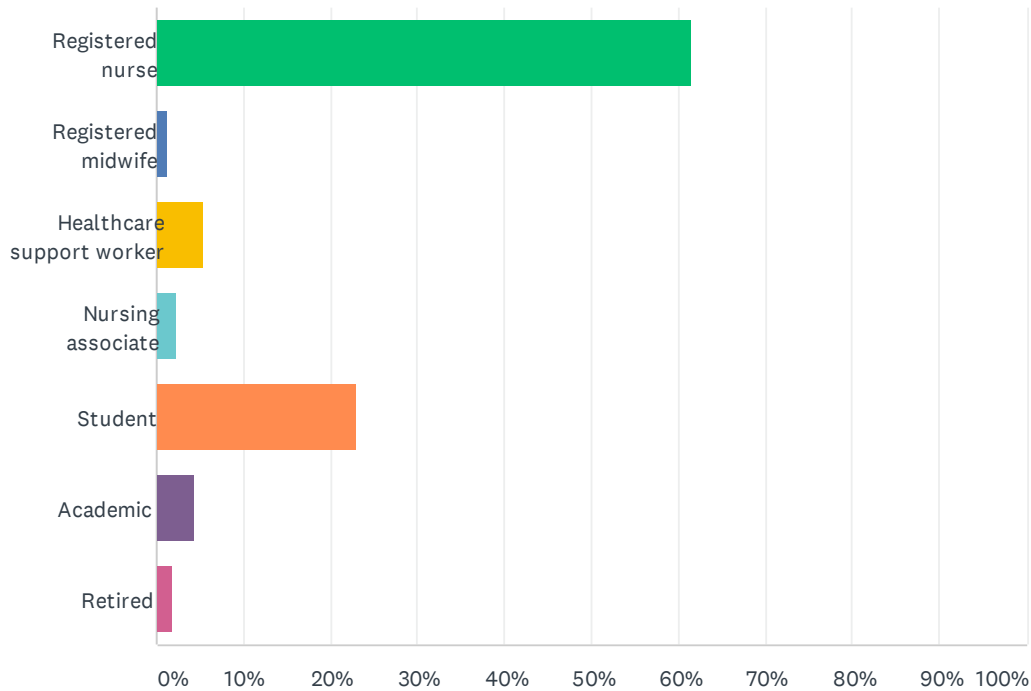
ANSWER CHOICES	RESPONSES	
Yes	28.04%	668
No	34.93%	832
Don't know	37.03%	882
TOTAL		2,382

Q12 Please feel free to comment in more depth on the issues raised in this survey

Answered: 870 Skipped: 1,512

Q13 Which of the following best describes your role?

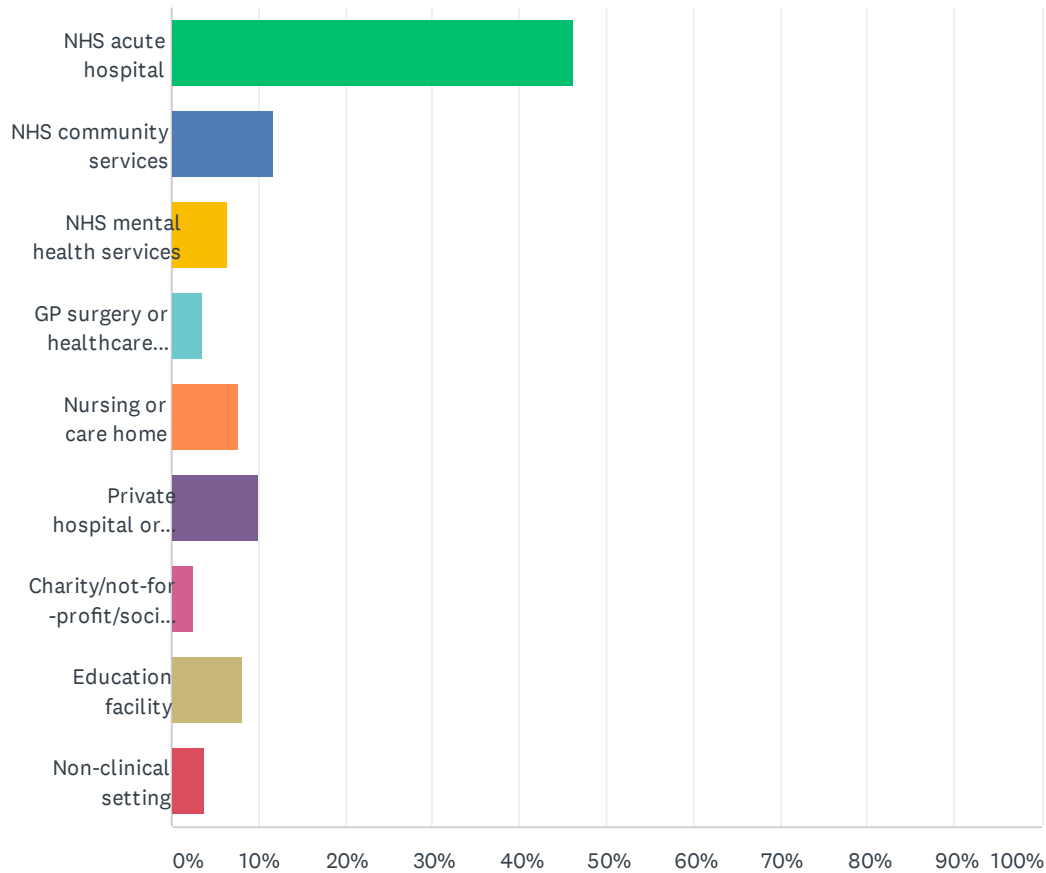
Answered: 2,382 Skipped: 0



ANSWER CHOICES	RESPONSES	
Registered nurse	61.59%	1,467
Registered midwife	1.34%	32
Healthcare support worker	5.46%	130
Nursing associate	2.35%	56
Student	23.05%	549
Academic	4.41%	105
Retired	1.81%	43
TOTAL		2,382

Q14 Which of the following best describes the setting you work in?

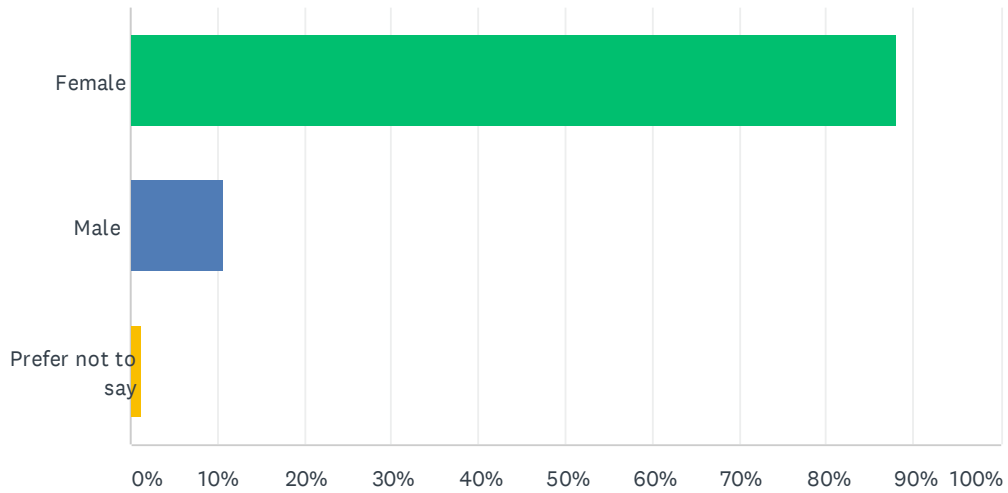
Answered: 2,382 Skipped: 0



ANSWER CHOICES	RESPONSES	
NHS acute hospital	46.26%	1,102
NHS community services	11.67%	278
NHS mental health services	6.47%	154
GP surgery or healthcare centre	3.53%	84
Nursing or care home	7.64%	182
Private hospital or other independent sector setting	10.12%	241
Charity/not-for-profit/social enterprise	2.43%	58
Education facility	8.19%	195
Non-clinical setting	3.69%	88
TOTAL		2,382

Q15 What best describes your gender?

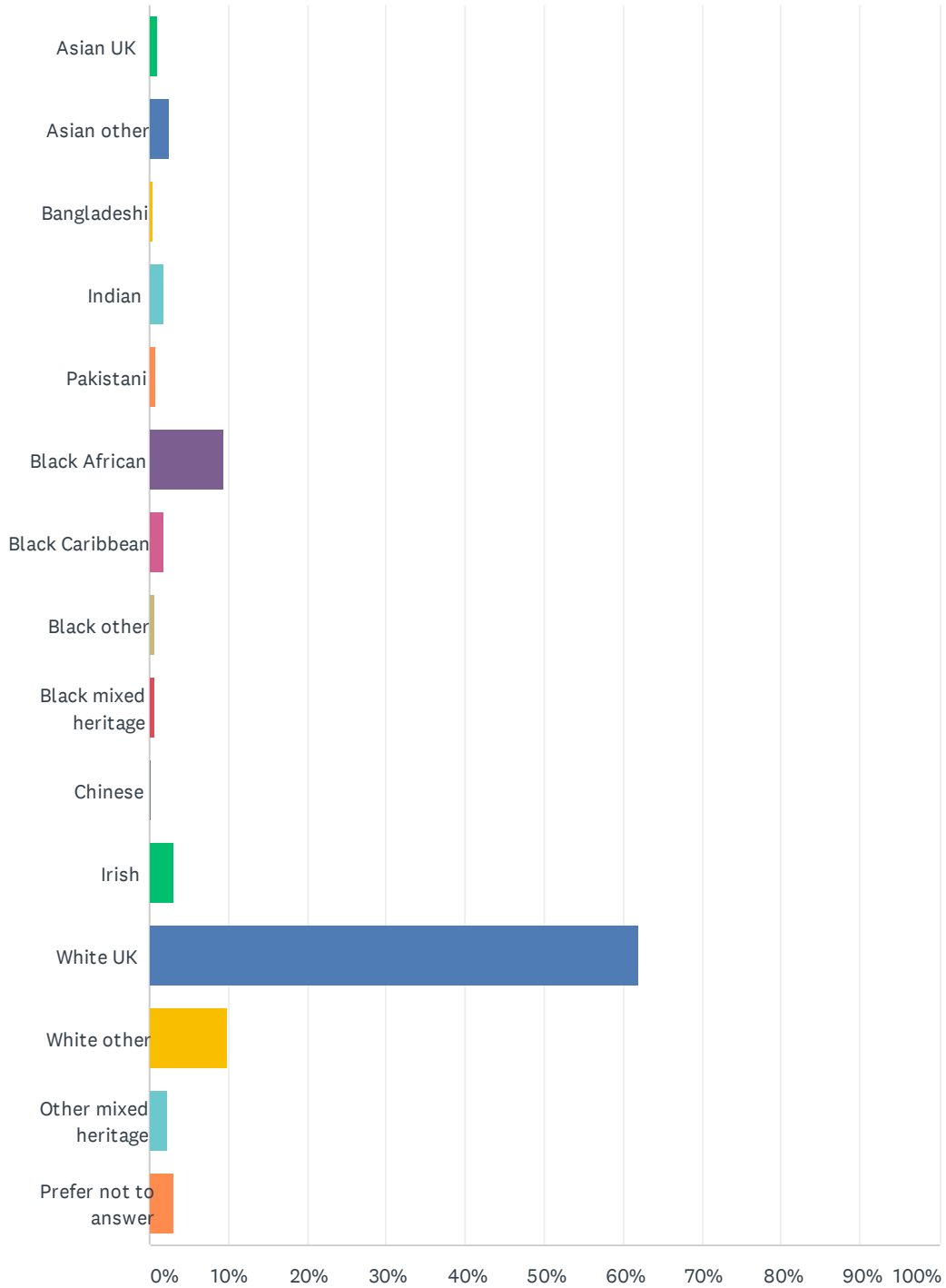
Answered: 2,382 Skipped: 0



ANSWER CHOICES	RESPONSES	
Female	88.08%	2,098
Male	10.75%	256
Prefer not to say	1.18%	28
TOTAL		2,382

Q16 How do you describe your ethnic origin?

Answered: 2,382 Skipped: 0

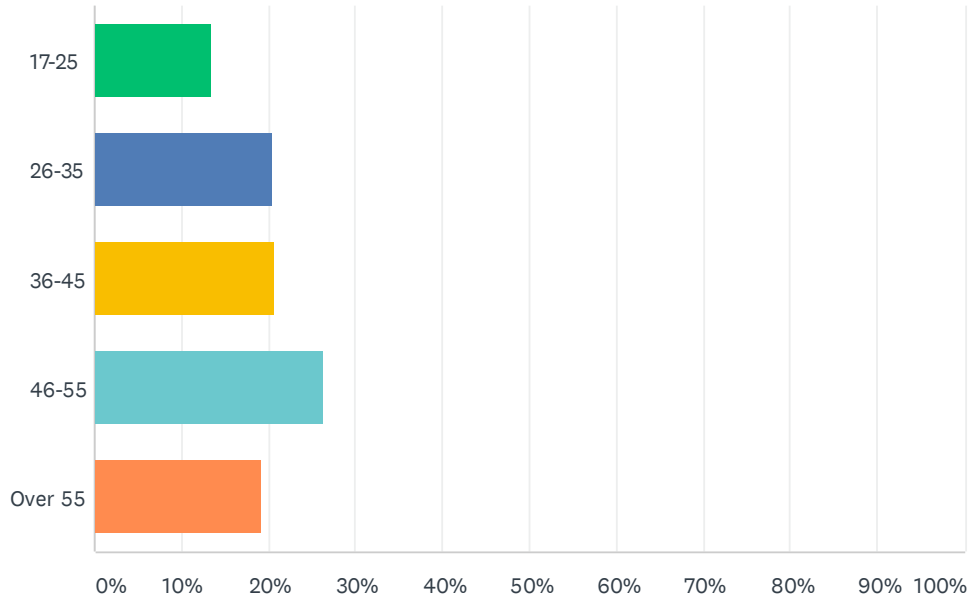


Nursing Times and Unison survey on sexual harassment against nurses

ANSWER CHOICES	RESPONSES	
Asian UK	1.01%	24
Asian other	2.56%	61
Bangladeshi	0.34%	8
Indian	1.93%	46
Pakistani	0.84%	20
Black African	9.36%	223
Black Caribbean	1.93%	46
Black other	0.67%	16
Black mixed heritage	0.71%	17
Chinese	0.25%	6
Irish	3.11%	74
White UK	62.01%	1,477
White other	9.74%	232
Other mixed heritage	2.35%	56
Prefer not to answer	3.19%	76
TOTAL		2,382

Q17 How old are you?

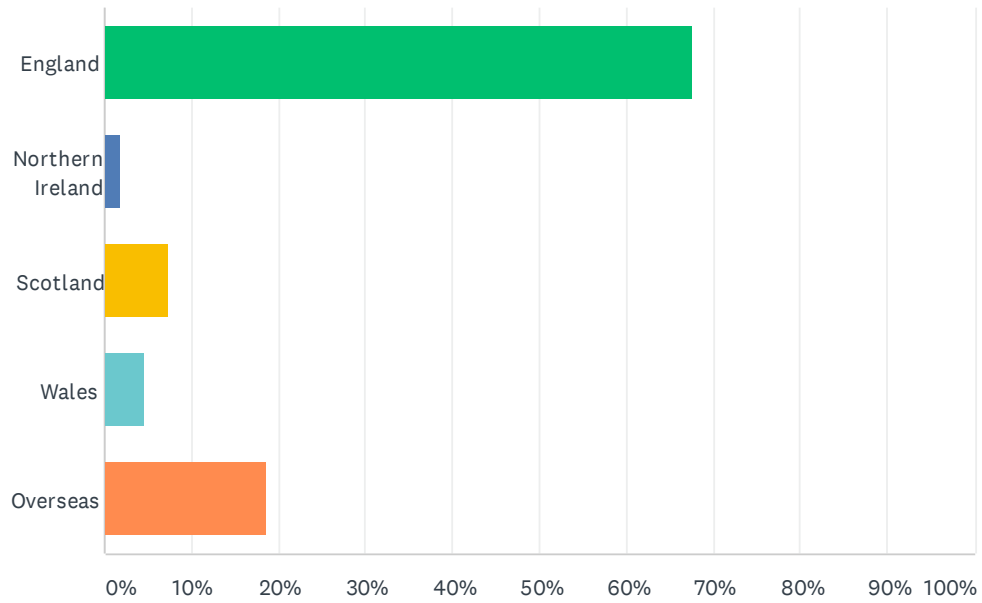
Answered: 2,382 Skipped: 0



ANSWER CHOICES	RESPONSES	
17-25	13.48%	321
26-35	20.40%	486
36-45	20.61%	491
46-55	26.32%	627
Over 55	19.19%	457
TOTAL		2,382

Q18 Which country do you work in?

Answered: 2,382 Skipped: 0



ANSWER CHOICES	RESPONSES	
England	67.51%	1,608
Northern Ireland	1.97%	47
Scotland	7.22%	172
Wales	4.70%	112
Overseas	18.60%	443
TOTAL		2,382

Q19 If you are willing to talk to us about your experiences, please leave your email address below

Answered: 477 Skipped: 1,905