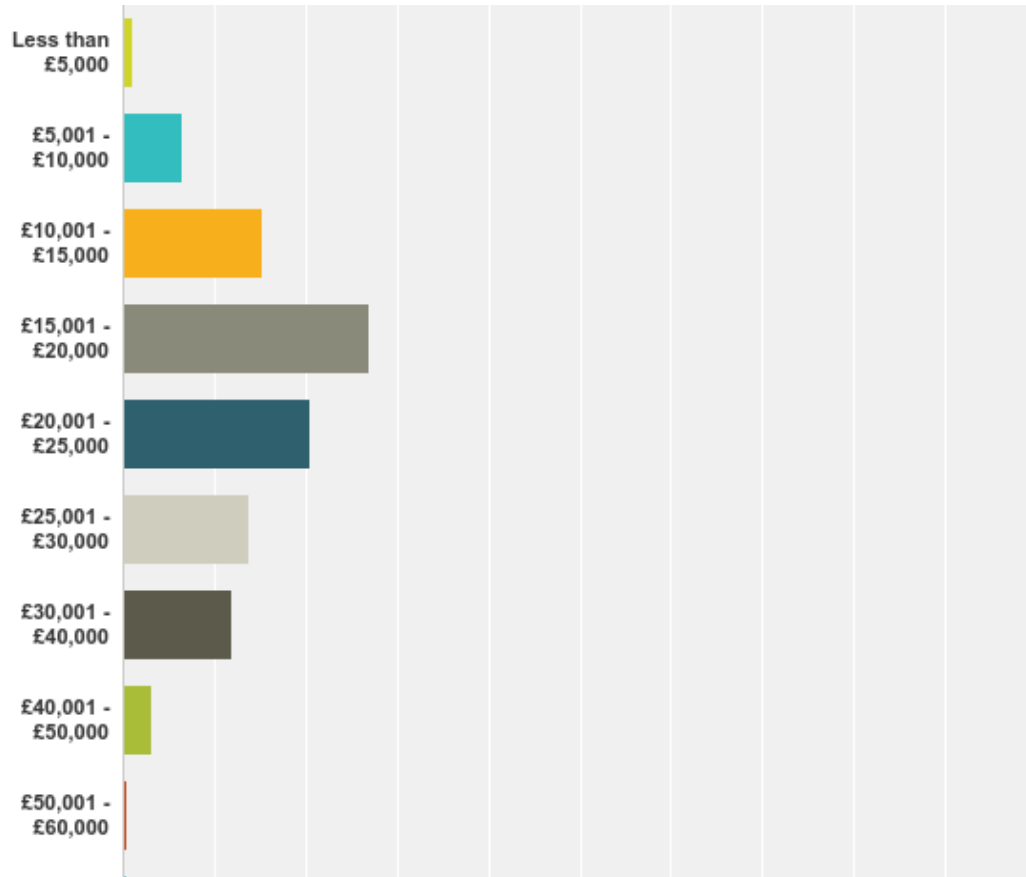


Q1: What is your basic annual pay?

Answered: 6,534 Skipped: 0



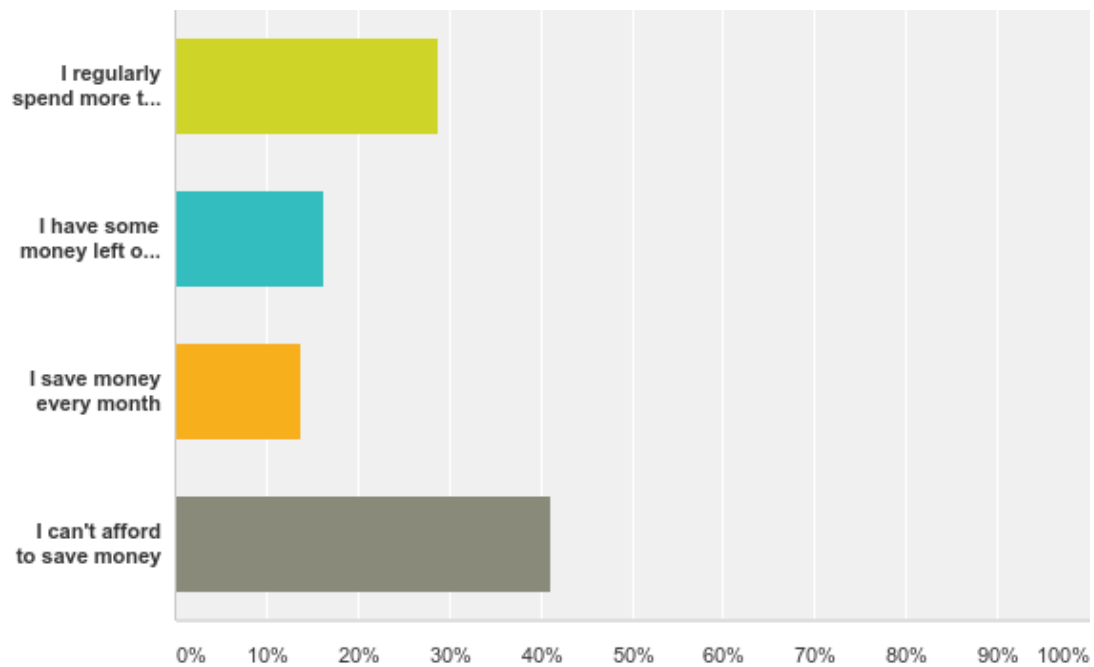
Q1: What is your basic annual pay?

Answered: 6,534 Skipped: 0

Answer Choices	Responses
Less than £5,000	1.06% 69
£5,001 - £10,000	6.55% 428
£10,001 - £15,000	15.15% 990
£15,001 - £20,000	26.97% 1,762
£20,001 - £25,000	20.48% 1,338
£25,001 - £30,000	13.88% 907
£30,001 - £40,000	12.00% 784
£40,001 - £50,000	3.06% 200
£50,001 - £60,000	0.52% 34
£60,001+	0.34% 22
Total	6,534

Q2: Which of the following statements is the most applicable? Choose one

Answered: 6,534 Skipped: 0



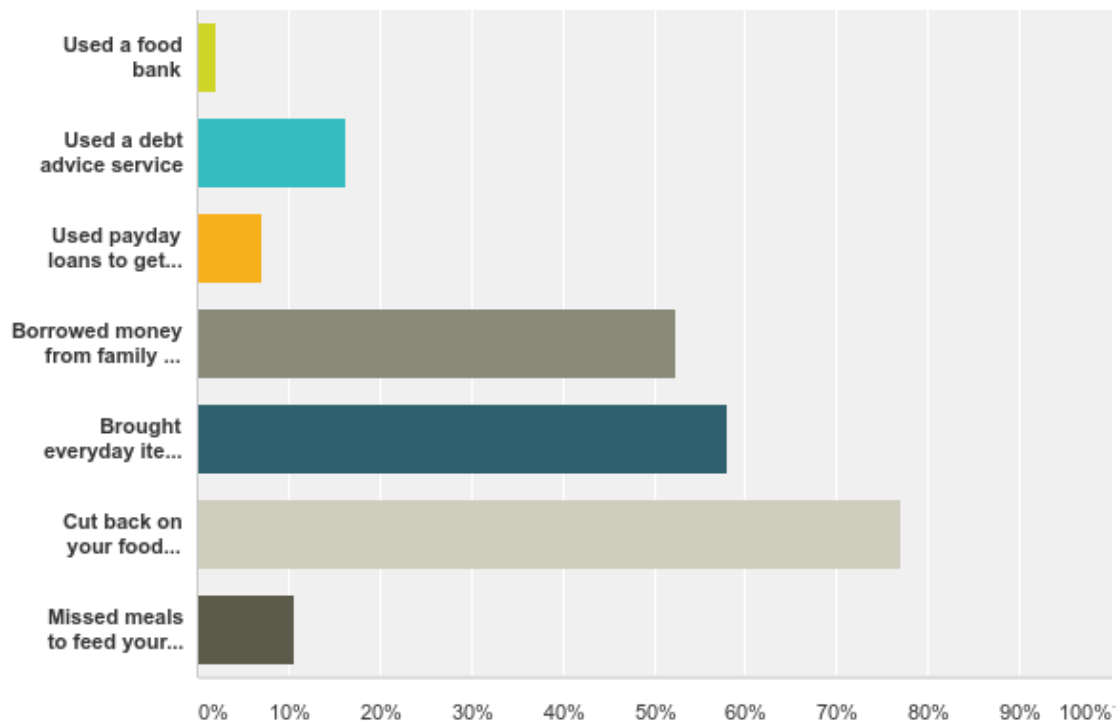
Q2: Which of the following statements is the most applicable? Choose one

Answered: 6,534 Skipped: 0

Answer Choices	Responses	
I regularly spend more than I earn	28.74%	1,878
I have some money left over at the end of each month	16.33%	1,067
I save money every month	13.71%	896
I can't afford to save money	41.22%	2,693
Total		6,534

Q3: In the last year, have you: (tick all that apply)

Answered: 5,470 Skipped: 1,064



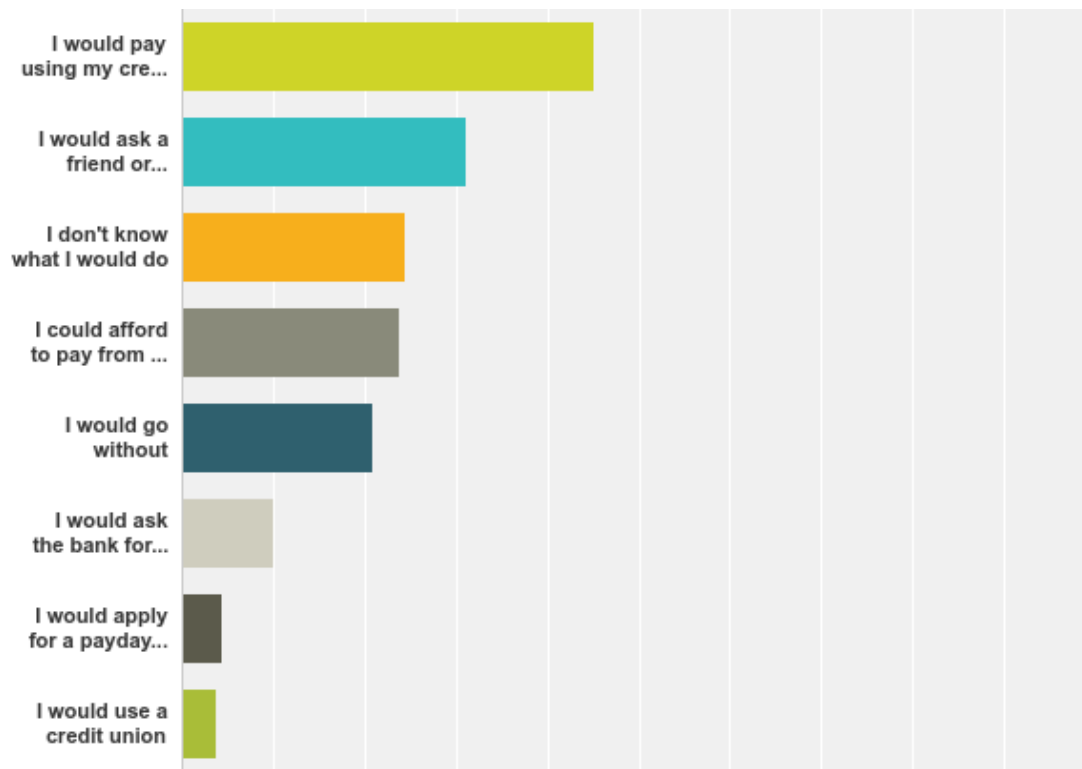
Q3: In the last year, have you: (tick all that apply)

Answered: 5,470 Skipped: 1,064

Answer Choices	Responses	
Used a food bank	2.01%	110
Used a debt advice service	16.22%	887
Used payday loans to get you through to your next pay day	7.17%	392
Borrowed money from family or friends	52.30%	2,861
Brought everyday items on your credit card	58.04%	3,175
Cut back on your food shopping	77.06%	4,215
Missed meals to feed your children	10.73%	587
Total Respondents: 5,470		

Q4. If you suddenly had an unexpected expense of £500, for example your car fails its MOT or your boiler packs in, which of the following statements would apply? (tick all that apply)

Answered: 6,534 Skipped: 0



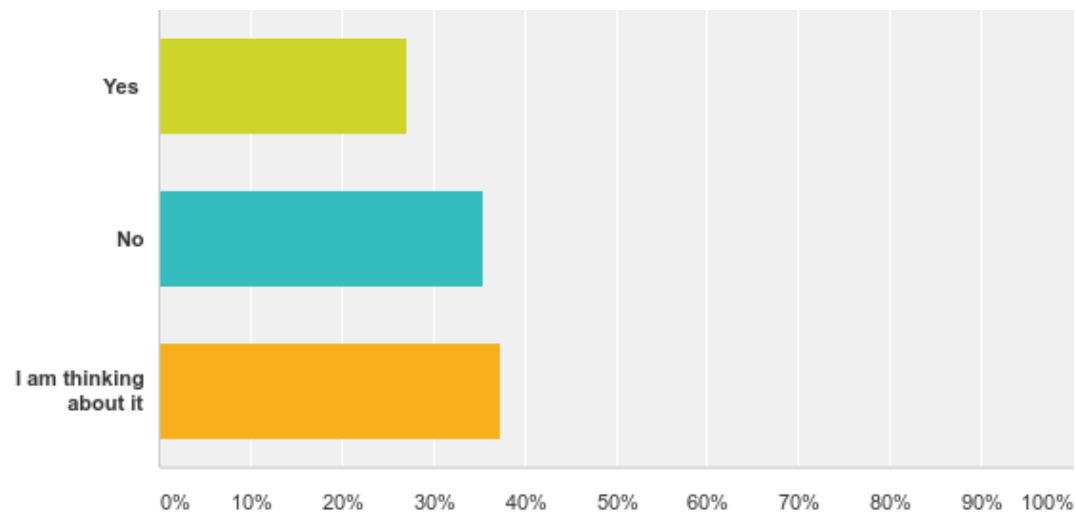
Q4. If you suddenly had an unexpected expense of £500, for example your car fails its MOT or your boiler packs in, which of the following statements would apply? (tick all that apply)

Answered: 6,534 Skipped: 0

Answer Choices	Responses	
I would pay using my credit card	45.19%	2,953
I would ask a friend or relative to borrow some money	31.10%	2,032
I don't know what I would do	24.40%	1,594
I could afford to pay from my salary or savings	23.83%	1,557
I would go without	20.95%	1,369
I would ask the bank for a loan	9.93%	649
I would apply for a payday loan	4.30%	281
I would use a credit union	3.76%	246
Total Respondents: 6,534		

Q5: Are you currently looking for a better paid job because you can't afford to live on your current salary?

Answered: 6,534 Skipped: 0



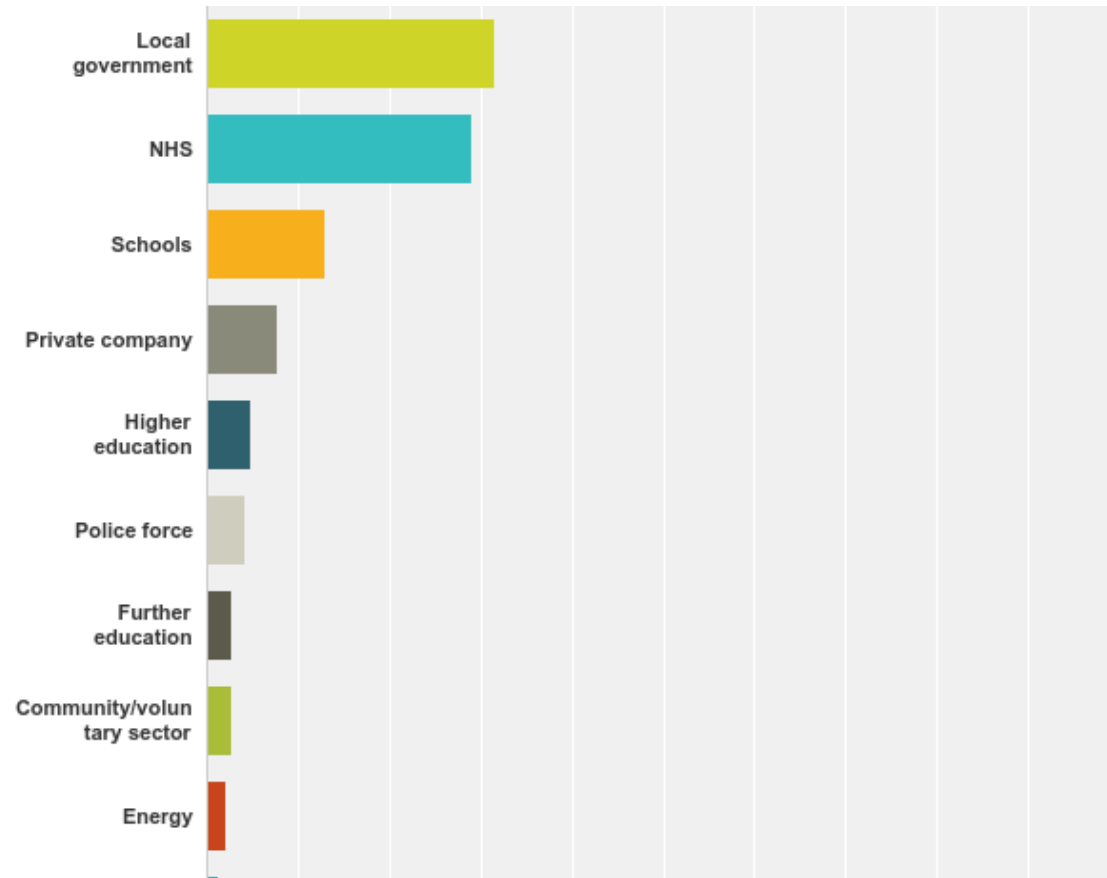
Q5: Are you currently looking for a better paid job because you can't afford to live on your current salary?

Answered: 6,534 Skipped: 0

Answer Choices	Responses	
Yes	27.24%	1,780
No	35.48%	2,318
I am thinking about it	37.28%	2,436
Total		6,534

Q6: Who do you work for?

Answered: 6,534 Skipped: 0



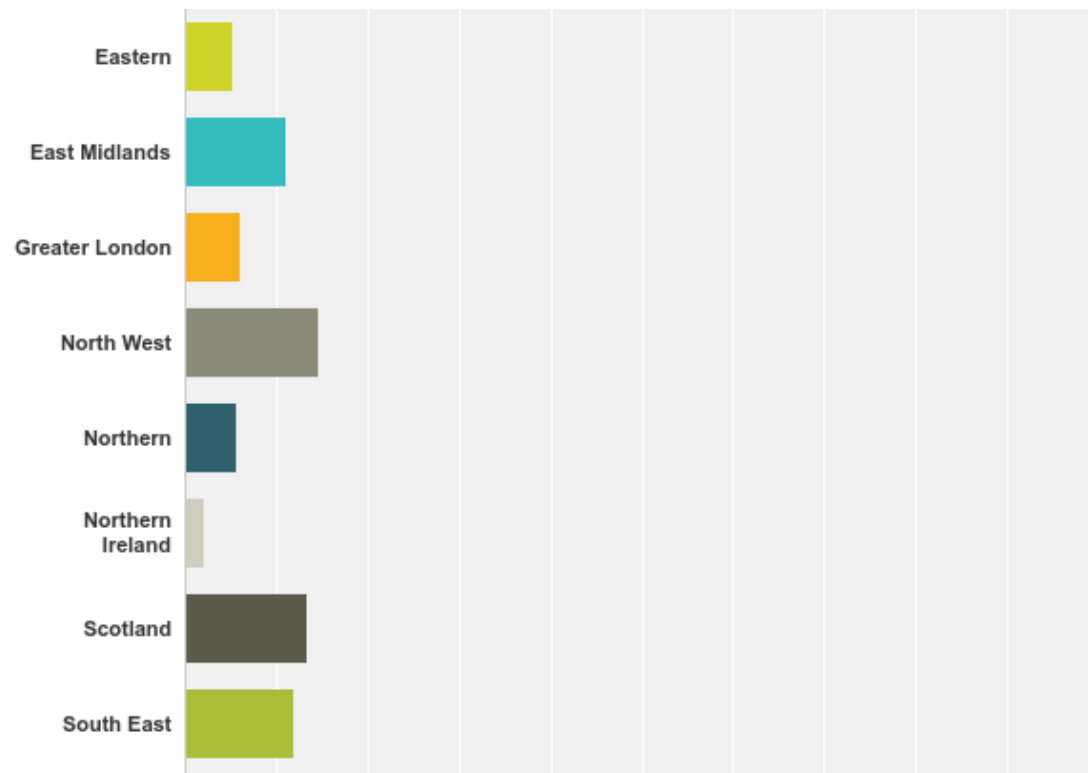
Q6: Who do you work for?

Answered: 6,534 Skipped: 0

Answer Choices	Responses	
Local government	31.47%	2,056
NHS	28.93%	1,890
Schools	12.99%	849
Private company	7.74%	506
Higher education	4.74%	310
Police force	4.24%	277
Further education	2.69%	176
Community/voluntary sector	2.65%	173
Energy	2.07%	135
Housing association	1.30%	85
Water	0.90%	59
Probation	0.28%	18

Q7: Where do you live?

Answered: 6,534 Skipped: 0



Q7: Where do you live?

Answered: 6,534 Skipped: 0

Answer Choices	Responses	
Eastern	5.16%	337
East Midlands	11.03%	721
Greater London	6.03%	394
North West	14.52%	949
Northern	5.59%	365
Northern Ireland	2.17%	142
Scotland	13.41%	876
South East	11.94%	780
South West	8.14%	532
Wales	6.38%	417
West Midlands	6.78%	443
Yorkshire and Humberside	8.85%	578
Total		6,534