

Hotel List UNISON Conference 2010

Hotel	SB Rate	DB/TW Rate	Grading	Facilities	Driving distance from TIC	Distance of Bus Stop from Hotel	Distance of Train Station from Hotel	Taxi Charge+ to TIC from Hotel
Holiday Inn	£70.00	£80.00	*****	LB / CP / LF / PL / LT	On site	N/A	3 minute DR	N/A
International Hotel	£65.00	£75.0	**	LB / CP / LT	On site	N/A	3 minute DR	N/A
Grays Hotel	£65.00	£75.00	***	LB / CP / LF / WC / LT / PL	2 minute DR	N/A	1 minute DR	£3.00
Park Inn	£70.00	£80.00	***	LB / CP / LF / AC / LT / PL	2 minute DR	N/A	1 minute	£3.00
Q Hotel	£125.00	£135.00	*****	LB / CP / LF / AC / LT / PL	12 minute DR	5 minute WK	10 minute DR	£5.00
Park House	£90.00	£110.00	*****	LB / CP / LF / AC / LT / PL	10 minute DR	Outside hotel	5 minute WK	£5.80
Days Inn	£79.95	£89.95	**	CP / WC	7 minute DR	N/A	3 minute DR	£5.00
Valley Hotel	£90.00	£99.00	***	LB / CP / WC / LF	15 minute DR	5 minute WK	12 minute DR	£7.40
Telford Whitehouse	£90.00	£115.00	***	LB / CP / LF / WC / LT / PL	7 minute DR	Outside hotel	10 minute WK	£5.90
The Mount	£75.00	£85.00	***	LB / CP / WC / LF	35 minute DR	5 minute WK	15 minute DR	£25.00
The Lord Hill	£65.00	£80.00	***	LB / CP / WC	30 minute DR	Outside hotel	15 minute WK	£25.00
Albrighton Hall	£95.00	£110.00	*****	LB / CP / LF / WC / LF / PL	30 minute DR	Outside hotel	10 minute DR	£25.00
Haughton Hall	£80.0	£85.00	***	LB / CP / LF / PL	10 minute DR	Outside hotel	3 minute WK	£5.00
The Lion Hotel	£75.00	£85.00	***	LB / CP / LT	30 minute DR	2 minute WK	10 minute WK	£25.00
The Prince Rupert	£75.00	£85.00	***	LB / CP / LF / LT	30 minute DR	5 minute WK	10 minute WK	£25.00

+ - Please note that this is an approximate charge

WK – Walking distance

LF – Leisure Facilities

DR – Driving Distance

PL – Pool

LB – Licensed Bar




WC – Wheelchair accessible rooms

CP – Car Parking

LT - Lift

Hotel List
UNISON Conference 2010

* please see full accessible information below

	<p>Holiday Inn - 4 star - On-site</p> <p>The Holiday Inn is adjacent to the International Centre. Within the Hotel complex the Olive Tree Restaurant offers fresh, modern European food direct from the grill, alternatively the Olive Branch Bar offer a selection of tasty snacks and light meals.</p> <p>Bus Stop – N/A Train Station – N/A Taxi Charge – N/A</p> <p>St Quentin Gate, Telford TF3 4JH</p>	<p>Single Occupancy</p> <p>£70.00</p>	
	<p>The International Hotel - On-site</p> <p>The International Hotel is adjacent to the International Centre. The hotel is fully air conditioned and has been designed with a strong contemporary theme. Dining is available at Café D'Italia, the onsite restaurant at The International Centre, or The Olive Tree Restaurant at The Holiday Inn both offer a full and varied menu.</p> <p>Bus Stop – N/A Train Station – N/A Taxi Charge – N/A</p> <p>St Quentin Gate, Telford TF3 4EA</p>	<p>Single Occupancy</p> <p>£65.00</p>	
	<p>Grays Hotel and Conference Centre 3 star hotel– 2 minutes drive</p> <p>Grays Hotel is a 90 bed Hotel in Telford Town Centre, just 2 minutes drive from The International Centre.</p> <p>Bus stop is a 5 minute walk away Train station is a 5 minute walk from the hotel. Taxi charge to Telford Town centre approx £3.00</p> <p>Foregate, Telford Town Centre, Telford TF3 4ND</p>	<p>Single Occupancy</p> <p>£65.00</p>	
		<p>Double Occupancy</p> <p>£75.00</p>	
		<p>Nights Available</p> <p>29th, 30th and 31st Oct & 1st November</p>	

	<p>The Park Inn - 3 star – 2 minutes drive</p> <p>The Park Inn is a town centre hotel with 153 bedrooms, full en-suite facilities and is easily accessible from the M54 motorway.</p> <p>Bus stop is a 5 minute walk away Train station is a 5 minute walk from the hotel. Taxi charge to Telford Town centre approx £3.00</p> <p>Forgegate, Town Centre, Telford, Shropshire, TF3 4NA</p>	<p>Single Occupancy</p> <p>£70.00</p>	
	<p>Q Hotels Telford Golf & Spa Hotel- 4 star hotel – 12 minutes drive</p> <p>The Telford Golf & Country Club has 114 bedrooms, an 18 hole golf course and extensive leisure facilities as well as a brasserie, café and two bars. Easily accessible from the M54</p> <p>Bus stop 5 minutes walk from hotel Telford train station 10 minute drive Taxi charge to Telford town centre approx £5.00</p> <p>Great Hay Drive, Sutton Heights, Telford, Shropshire, TF7 4DT</p>	<p>Single Occupancy</p> <p>£125.00</p>	
	<p>Park House Hotel – 4 star hotel - 10 minutes drive</p> <p>The Park House Hotel is two separate elegant 17th century country houses on the edge of the small market town of Shifnal.</p> <p>Bus stop just outside the hotel Train station 5 minute walk away Taxi charge to Telford Town Centre approx £5.80</p> <p>Park Street, Shifnal, Telford, Shropshire, TF11 9BA</p>	<p>Single Occupancy</p> <p>£90.00</p>	
	<p>Days Inn 2 sun hotel – 7 minutes drive</p> <p>Situated off the M54 at Junction 4, the Days Inn Hotel has 48 en-suite bedrooms all with tea and coffee facilities, Sky TV, direct dial telephone and modern point.</p> <p>Bus Stop – N/A Shifnal train station 3 minute drive Taxi charge to Telford Town centre approx £5.00</p> <p>Telford Service Area, M54 Junction 4, Priorslee Road, Shifnal</p>	<p>Single Occupancy</p> <p>£79.95</p>	
		<p>Double Occupancy</p> <p>£89.95</p>	
		<p>Nights Available</p> <p>29th, 30th and 31st Oct & 1st November</p>	

	<p>Best Western Valley Hotel – 3 star hotel - 15 minutes drive</p> <p>A 3 star country house hotel with 44 en suite rooms, the Best Western Valley Hotel has a 2 AA rosette awarded restaurant and two traditional bars.</p> <p>Bus stop 5 minute walk away from hotel. Telford Train Station 12 minutes drive Taxi charge to Telford town centre approx £7.40</p> <p>Buildwas Road, Ironbridge, Telford, Shropshire, TF8 7DW</p>	<p>Single Occupancy</p> <p>£90.00</p>	
	<p>Telford Whitehouse Hotel – 3 star hotel 7 minutes drive</p> <p>With excellent connections to the Midlands motorway network, the Telford Whitehouse Hotel is minutes from the town centre, The International Centre, and all that Shropshire has to offer.</p> <p>Bus stop outside the hotel – busses running every 20 minutes. Wellington train station is 10 minute walk Taxi charge to the Telford town centre approx £5.90</p> <p>Watling Street, Wellington, Telford, Shropshire, TF1 2NJ</p>	<p>Single Occupancy</p> <p>£90.00</p>	
	<p>The Mount Hotel – 3 star hotel -35 minutes drive</p> <p>Located in the village of Tettenhall Wood, The Mount Hotel is Wolverhampton's premier country house hotel with 56 en-suite bedrooms.</p> <p>5 minute walk to the bus stop. 15 minute drive to Wolverhampton train station. Taxi charge approx £25.00 to Telford town centre</p> <p>Mount Road, Tettenhall Wood, Wolverhampton, West Midlands, WV6 8HL</p>	<p>Single Occupancy</p> <p>£75.00</p>	
	<p>The Lord Hill – 3 star hotel- 30 minutes drive</p> <p>The Lord Hill Hotel has twelve individually styled bedrooms, all furnished to the highest standards and including the luxurious Abbey Suite and four-poster bridal suite.</p> <p>Bus Stop just outside hotel Shrewsbury train station 15 minute walk Taxi charge approx £25.00</p> <p>Abbey Foregate, Shrewsbury, Shropshire, SY2 6AX</p>	<p>Single Occupancy</p> <p>£65.00</p>	
		<p>Double Occupancy</p> <p>£80.00</p>	
		<p>Nights Available</p> <p>29th, 30th and 31st Oct & 1st November</p>	

	<p>Albrighton Hall Hotel – 4 star hotel - 30 minutes drive</p> <p>A four star hotel situated in historic Shrewsbury, the Albrighton Hall Hotel has 71 bedrooms and an extensive leisure centre with health and beauty salons.</p> <p>Bus stop outside hotel Shrewsbury Train station is 7 miles away. Taxi charge to Telford Town centre approx £25.00</p> <p>Ellesmere Road Albrighton, Nr Shrewsbury, SY4 3AF</p>	<p>Single Occupancy</p> <p>£95.00</p>	
	<p>Houghton Hall – 3 star hotel- 10 minutes drive</p> <p>Houghton Hall, situated in the quiet beauty of rural Shropshire, dates from 1718. Decorated with timeless style and situated in 35 acres of gardens, Houghton Hall extends a warm welcome to all guests.</p> <p>Bus Stop outside hotel Shifnal train station 3 minute walk Taxi charge to Telford Town centre approx £5.00</p> <p>Houghton Hall, Shifnal, Shropshire, TF11 8HG</p>	<p>Single Occupancy</p> <p>£80.00</p>	
	<p>The Lion Hotel – 3 star hotel - 30 minutes drive</p> <p>Situated in the heart of Shrewsbury, The Lion Hotel has 59 bedrooms, restaurant, bars and free parking.</p> <p>Bus stop is a 2 minute walk away. Shrewsbury train station 10 minute walk. Taxi charge to Telford Town Centre approx £25.00</p> <p>Wyle Cop, Shrewsbury, Shropshire, SY1 1 UY</p>	<p>Single Occupancy</p> <p>£75.00</p>	
	<p>The Prince Rupert Hotel – 3 star hotel - 30 minutes drive</p> <p>The Prince Rupert is one of the finest hotels in Shrewsbury. The hotel has 70 en-suite bedrooms as well as restaurant, fitness & health facilities.</p> <p>Bus stop 5 minute walk from the hotel. Shrewsbury Train station 10 minute walk from the hotel. Taxi charge to Telford Town Centre approx £25.00</p> <p>Butcher Row, Shrewsbury, Shropshire, SY1 1UQ</p>	<p>Single Occupancy</p> <p>£75.00</p>	
		<p>Double Occupancy</p> <p>£85.00</p>	
		<p>Nights Available</p> <p>29th, 30th and 31st Oct & 1st November</p>	

Disabled Access

The Holiday Inn, Telford: Access Summary

If you have any access requirements please advise the hotel staff on booking. Please visit www.southwatereventgroup.com/holiday-inn for further information about the Holiday Inn.

Parking:

There are 9 dedicated accessible parking bays located close to the hotel. Access from the car park into the Holiday Inn is step free and relatively level.

Setting Down:

There is a generous vehicle temporary setting down bay close to the hotel entrance. Please note that this is not covered.

Entrance:

The double leaf entrance doors are fully automatic and provide generous access into the foyer.

Reception Foyer:

The foyer is spacious and the reception desk is located in front of you to the left. The Olive Branch Bar, Olive Tree Restaurant and WC's are located to the right of the reception desk. The reception desk has a lower counter section on the left hand side as you approach it. There is also a hard wired induction loop in operation.

WC's:

There is 1 unisex accessible WC and separate male and female WC's located in the ground floor foyer area.

Unisex Accessible WC:

The features of the unisex accessible WC are as follows;

- A wide outward opening door.
- An emergency assistance alarm connected back to the reception.
- White grab rails set against coffee coloured walls.
- The WC is left hand transfer.
- Seat riser available.

Please note that the door signage is not tactile / Braille, however assistance will be available on request.

A wall mounted baby change unit is located in the adjacent female WC's.

Lifts:

There are 2 passenger lifts located down the corridor from the reception foyer. The lifts each measure 1380mm x 1060mm internally, each have a mirror to the rear and handrails to 3 sides.

Please note that there are no tactile / Braille buttons or audible announcement system operating within the lifts.

Stairs:

There are staircases located at each end of the hotel providing access between floors. The steps have tonally contrasting nosings to the treads and are accompanied by handrails to both sides.

Visual Contrast and Way finding:

The Holiday Inn is considered to have generally good levels of tonal contrast between the floor finishes, wall finishes, furniture, fixtures and fittings.

Please note that there is no tactile / Braille signage available in the hotel, however assistance will be available on request.

Telephones:

A telephone is available next to the reception desk.

Corridors:

Corridors widths are considered adequate and fire doors are on hold open devices.

Standard Bedroom Accommodation:

The entrance door into the standard bedrooms measures 775mm clear width opening and the door to the bathroom measures 670mm clear width opening approx.

All the standard bedrooms have an ensuite bath / WC facility. A wall mounted shower is also provided over the bath.

The following are available on request;

- Vibrating pillow pads connected into the fire alarm system
- Raised seats for the WC's
- Chair for use in the bathroom
- Seat for bath

Please note that door numbers are not tactile, please ask for assistance if you need help finding your room.

The Holiday Inn has the following additional facilities;

Olive Tree Restaurant

Olive Branch Bar

Revive Leisure Club

Business Service

Olive Tree Restaurant and Olive Branch Bar:

The restaurant and bar accommodation are flexible areas and are spacious. Staff will be available to provide assistance if required.

Revive Leisure Club:

The Revive Leisure Club is located close to the reception and Olive Branch Bar. It is accessed via double leaf fully automatic doors.

On entering the club, there is a vending machine to your right and the leisure club reception counter is immediately in front of you.

There are separate male and female WC's / change areas available.

There is also a larger family change area with an integral shower wetroom, fold down shower seat and wall hung baby change unit. This room also has an emergency assistance alarm installed, a safety floor and a white pull down grab rail set against white tiled walls.

Please note that there is no accessible WC / shower / change area or hoist into the pool available for wheelchair users.

The pool is accessed by 4 steps with a handrail.

Access into the gym is via a sliding door with a clear width opening of 780mm. There is a sloping step at the threshold of the door measuring 115mm at its highest point. A ramp will be available to provide access into the gym.

Please note that the gym may **not** be accessible to you if you have a wide model of wheelchair as the door is standard width.

The gym has an emergency pull cord located adjacent to the door.

A hair and beautician service is also available and can be provided within the hotel bedrooms at both the Holiday Inn and International Hotel. Please note that these services require pre booking.

Reynolds Suite & Bar:

The National Committee meeting will be held in the Reynolds Suite which is located on the ground floor and to the right of the entrance to the Olive Tree Restaurant.

The double doors leading into the Reynolds Suite provide generous access with low level vision panels. The tonal contrast is considered good between door, wall and floor finishes. An induction loop will be provided within the Reynolds Conference suite.

Business Services:

Please ask at the reception desk for a range of business services such as photocopying etc.

Emergency Evacuation:

Please speak to reception on arrival regarding any specific requirements you may have in the event of an emergency evacuation from the hotel.

Step Free Pedestrian Route to the International Centre:

The travel time by pavement from the Holiday Inn to the International Centre is about 5 minutes.

From the Holiday Inn travel towards the International Hotel. Pass in front of the International Hotel and continue to the end of the hotel.

Follow the pavement to the left and pass through the pedestrian gate into the car park to the International Centre. Continue through the car park until you reach the front of the International Centre where you will find the main entrance.

International Hotel, Telford: Access Summary

The International Hotel, Telford Access Summary

Visit www.southwatereventgroup.com/international-hotel-telford

The International Hotel was built in 2006 and provides a good level of accessible hotel accommodation.

The hotel has 101 bedrooms in total located across 5 floors; ground, 1st, 2nd, 3rd and 4th floors.

Parking:

There are 5 dedicated accessible parking bays located immediately next to the hotel with dropped kerb access onto the pavement.

Access from the car park into The International Hotel is step free and level.

Setting Down:

There is a generous vehicle temporary setting down bay immediately in front of the hotel entrance. Please note that this is not covered.

Entrance:

The double leaf entrance doors are fully automatic and provide generous access into the foyer.

Foyer:

The foyer is spacious and the reception desk is located directly in front of you. The bar / eatery is located to the left of the reception desk and the WC's are located to the rear right of the reception desk. There are also vending machines available in this area.

Reception Desk:

The reception desk has a lower counter section on the right hand side as you approach it. There is also a hard wired induction loop in operation.

WC's:

There is 1 unisex accessible WC and separate male and female WC's located close to the reception desk.

Unisex Accessible WC:

The features of the unisex accessible WC are as follows;

- A wide outward opening door with a clear width opening of 865mm approx.
- A visual beacon connected into the fire alarm system.
- An emergency assistance alarm connected back to the adjacent reception.
- White grab rails set against buff coloured walls.
- The WC is right hand transfer.
- A wall mounted baby change unit is located in this WC.

Please note that the door signage is not tactile / Braille, however assistance will be available on request.

Lifts:

There are 2 passenger lifts located next to the main entrance. The lifts each measure 1400mm x 1100mm internally, each have mirrors and handrails to 3 sides and tactile / Braille buttons. There is an audible announcement system operating within the lifts.

Stairs:

There are staircases located at each end of the hotel providing access between floors. The steps have tonally contrasting nosings to the treads and are accompanied by handrails to both sides.

Visual Contrast and Way finding:

The International Hotel is considered to have good tonal contrast between the floor finishes and the wall finishes within bedroom corridors, bedrooms and stairs. The doors also contrast very well against the adjacent walls.

Please note that there is very little tonal contrast between the buff coloured floor finishes and wall finishes within the WC's and bedroom ensuites. However, the white grab rails can be identified against the buff coloured walls.

Please note that there is no tactile / Braille signage available in the hotel, however assistance will be available on request.

Telephones:

In addition to bedroom telephones, there are additional phones located on the upper floors outside the lifts connected directly to the reception, where assistance will be available.

Corridors:

Corridor widths are considered generous with frequent passing places and the majority of fire doors are on hold open devices.

Eating:

The ground floor bar area next to the reception serves a range of bar meals and an extensive continental breakfast is served from here in the mornings.

Room service is available, as is assistance within the bar area itself.

In the evening guests can also use the Olive Tree Restaurant next door at the Holiday Inn, with its 'Chef on Stage'.

Standard Bedroom Accommodation:

The entrance door into the standard bedrooms measures 765mm clear width opening and the door to the bathroom measures 670mm clear width opening.

All the standard bedrooms have an ensuite shower / WC facility. The shower is a stand up version with a step into the tray measuring 105mm in height. There are no bedrooms with baths.

There are 5 vibrating pillow pads available on request for any guests who are deaf or may use hearing aids.

Please note that door numbers are not tactile, so please ask for assistance if you need help finding your room.

Emergency Evacuation:

Please speak to reception on arrival regarding any specific requirements you may have in the event of an emergency evacuation from the hotel.

Step Free Pedestrian Route to the International Centre:

The travel time by pavement from the International Hotel to the International Centre is about 3 minutes.

From exiting the International Hotel, turn left on the pavement directly in front of the hotel and continue to the end of the hotel.

Follow the pavement to the left and pass through the pedestrian gate into the car park to the International Centre. Continue through the car park until you reach the front of the International Centre where you will find the main entrance.

Grays Hotel Telford Access Overview

Car Park:

1. No. of designated accessible parking bays: 3
2. Setting down area in front of entrance: Yes with a dropped kerb

Comments:

The secure car park is accessed by a barrier system. This may be difficult for drivers with limited dexterity to operate or people with left hand drive cars. However, the hotel management are happy to keep the barrier open as and when required. This will need to be requested in advance.

There is no clear pedestrian route from the hotel to the public pavement leading into the town centre. A manual wheelchair user or someone using walking aids may find it difficult to get across the grass embankment to the public pavement.

General Facilities:

1. Entrance doors: Fully automatic double doors
2. Internal ramps: none
3. Internal steps: Yes
4. Passenger lifts: 1 with a rear mirror and audible announcement system.
5. Accessible WC: Yes, close to reception - right hand transfer
6. Reception counter: Yes, no low level section, no induction loop installed

Comments:

The staff in the restaurant are happy to provide assistance if required.

The leisure club has no accessible WC / shower / change facility available and no access into the swimming pool for wheelchair users.

Accessible Bedroom Accommodation:

1. No. of accessible bedrooms available: 1 ground floor
2. Tactile rooms numbers: No
3. Door access control: Card
4. Low level wide angle viewer in door: No
5. Wide doors into room and ensuite: Yes, 860mm approx.
6. Interconnecting door to an adjoining bedroom: Yes
7. Ensuite with bath or shower: Bath with wall mounted shower
8. Bath transfer seat: No
9. Grab rails: Yes, but no tonal contrast
10. Safety floor: No, but with some non-slip qualities
11. Emergency assistance points available: Yes
12. Visual fire alarm beacon installed: No
13. Vibrating pillow pads available: To be confirmed
14. Hoist available: No

Standard Bedroom Accommodation:**Comments:**

There are a total of 90 bedrooms available of which 6 larger bedrooms are available which are a similar specification to the accessible bedroom.

Please note that 2 of these 6 further rooms can only be accessed via steps. All 6 bedrooms have only standard width doors into the rooms measuring 760mm clear width opening and doors into the ensuite bathrooms measuring 660mm clear width opening.

These larger rooms may be suitable for guests with compact wheelchairs who have some degree of mobility or guests with assistance dogs.

Park Inn Telford Access Overview

Comments:

Very good level of tactile / Braille signage throughout the majority of the hotel.

Car Park:

- | | | |
|---|--|--|
| 1 | No. of designated accessible parking bays: | 8 |
| 2 | Setting down area in front of entrance: | Yes, covered with canopy and with a dropped kerb |
| 3 | External ramps to main entrance: | No |
| 4 | External steps: | No |

Comments:

The secure car park is accessed by a barrier system. This may be difficult for drivers with limited dexterity to operate or people with left hand drive cars.

General Facilities:

- | | | |
|----|--------------------|---|
| 5 | Entrance doors: | Fully automatic double doors |
| 6 | Internal ramps: | Yes, to bar area |
| 7 | Internal steps: | Yes, to bars and upper floors |
| 8 | Passenger lifts: | 2 lifts either end of the hotel, due to be refurbished in September with tactile / Braille buttons |
| 9 | Accessible WC: | Yes, on ground floor adjacent to conference suite - left hand transfer, emergency assistance alarm installed. |
| 10 | Reception counter: | Yes, no low level section, portable induction loop available |

Comments:

The staff in the restaurant are happy to provide assistance if required.

The leisure club has an accessible WC / shower / change facility available, however it has no access into the swimming pool for wheelchair users, only steps.

Accessible Bedroom Accommodation:

1 No. of accessible bedrooms available:	3 on the ground floor
2 Tactile room numbers:	Tactile & Braille
3 Door access control:	Card
4 Low level wide angle viewer in door:	Yes
5 Wide doors into room and ensuite:	Yes, 830mm approx.
6 Interconnecting door to an adjoining bedroom:	Yes, 2 bedrooms are interconnecting
7 Ensuite with bath or shower:	Shower
8 Bath transfer seat:	n/a
9 Grab rails:	Yes
10 Safety floor:	No
11 Emergency assistance points available:	Yes to the bedroom and ensuite
12 Visual fire alarm beacon installed:	Yes
13 Vibrating pillow pads available:	Yes on request
14 Hoist available:	No

Comments:

Bedroom 116 is a similar specification to the above accessible bedrooms but can only be accessed via 7 steps. The door signage is not tactile to this bedroom. The doors are wide measuring 875mm and the ensuite has a bath with grab rails installed.

Standard Bedroom Accommodation:

Comments:

There are a total of 153 bedrooms available all with baths and wall mounted showers. The doors into these rooms measure 750mm clear width opening and 680mm into the ensuites.

Q Hotel Telford Access Overview

Comments:

Very stylish, contemporary hotel with leisure spa facilities and golf course.

Car Park:

- | | | |
|---|--|-----|
| 1 | No. of designated accessible parking bays: | 6 |
| 2 | Setting down area in front of entrance: | Yes |
| 3 | External ramps to main entrance: | Yes |
| 4 | External steps: | Yes |

General Facilities:

- | | | |
|---|--------------------|---|
| 1 | Entrance doors: | manually operated powered doors, non powered doors and revolving doors |
| 2 | Internal ramps: | Yes, to golf shop and club bar only |
| 3 | Internal steps: | Yes |
| 4 | Passenger lifts: | Platform lift providing access for wheelchairs between the ground floor reception and raised lounge area. A separate platform lift provides access to the gym, spa, pool area. |
| 5 | Accessible WC: | 1 is located close to the lounge bar and is right hand transfer, 1 is located next to the restaurant and is left hand transfer, and both WC's have emergency assistance alarms installed. |
| 6 | Reception counter: | Yes, the counter has a low level section and an induction loop is installed |

Comments:

The staff in the restaurant are happy to provide assistance if required.

The leisure club has an accessible WC / shower / change facility available, however it has no access into the swimming pool for wheelchair users, only 4 steps with a single handrail.

Accessible Bedroom Accommodation:

1	No. of accessible bedrooms available:	2 are available, both are accessed via platform lifts
2	Tactile room numbers:	Yes, but positioned high
3	Door access control:	Card
4	Low level wide angle viewer in door:	No
5	Wide doors into room and ensuite:	Yes, 870mm approx.
6	Interconnecting door to an adjoining bedroom:	No
7	Ensuite with bath or shower:	Room 101 has shower / wetroom and is located on the ground floor Room 309 has a bath with grab rails and is located on the 2 nd floor and is very spacious
8	Bath transfer seat:	No
9	Grab rails:	Yes
10	Safety floor:	No
11	Emergency assistance points available:	Yes to the ensuites
12	Visual fire alarm beacon installed:	No
13	Vibrating pillow pads available:	Yes, on request
14	Hoist available:	No

Standard Bedroom Accommodation:

Comments:

There are a total of 114 bedrooms available in the hotel. The majority have baths and wall mounted showers. 50 rooms have walk in showers with steps. The doors into the 'standard' rooms measure 710mm clear width opening and 630mm into the ensuites.

Park House Access Overview

Car Park

- 3. No. of designated accessible parking bays: **None but can get signs**
- 4. Setting down area in front of entrance: **yes**
- 5. External ramps to main entrance: **yes**
- 6. External steps: **yes but with ramps**

General Facilities

- 7. Entrance doors: **Yes**
- 8. Internal ramps: **Yes**
- 9. Internal steps: **Yes**
- 10. Passenger lifts: **Yes**
- 11. Accessible WC: **Yes**
- 12. Reception counter high or low? Induction loop available?: **High (can go to lower side) N**

Accessible Bedroom Accommodation

- 15. No. of accessible bedrooms available: 10
- 16. Tactile room numbers: Y
- 17. Door access control ie card or key: Key
- 18. Low level wide angle viewer in door: No
- 19. Wide doors into room: Some
- 20. Interconnecting door to an adjoining bedroom: Some
- 21. Ensuite with bath or shower: Ensuite with shower over baths

- 22. Bath transfer seat: no
- 23. Grab rails: yes
- 24. Safety floor: no
- 25. Emergency assistance points available: no
- 26. Visual fire alarm beacon installed: yes
- 27. Vibrating pillow pads available: no
- 28. Hoist available: no

Days Inn Telford Access Overview

Car Park:

- | | | |
|---|--|----------------|
| 1 | No. of designated accessible parking bays: | 8 |
| 2 | Setting down area in front of entrance: | Not designated |
| 3 | External ramps to main entrance: | No |
| 4 | External steps: | No |

General Facilities:

- | | | |
|---|--------------------|---|
| 1 | Entrance doors: | Non powered double doors |
| 2 | Internal ramps: | No |
| 3 | Internal steps: | Yes |
| 4 | Passenger lifts: | No |
| 5 | Accessible WC: | Yes with emergency assistance alarm lift – left hand transfer |
| 6 | Reception counter: | Yes, no low level counter section available and no induction loop installed |

Comments:

The service station facilities are located next door.

Accessible Bedroom Accommodation:

- | | | |
|----|---|---|
| 1 | No. of accessible bedrooms available: | 3 all on ground floor |
| 2 | Tactile rooms numbers: | No |
| 3 | Door access control: | Card |
| 4 | Low level wide angle viewer in door: | Yes |
| 5 | Wide doors into room and ensuite: | No, 780mm approx. into bedroom and 880mm into ensuite |
| 6 | Interconnecting door to an adjoining bedroom: | No |
| 7 | Ensuite with bath or shower: | Bath with wall mounted shower |
| 8 | Bath transfer seat: | No |
| 9 | Grab rails: | Yes |
| 10 | Safety floor: | Yes |
| 11 | Emergency assistance points available: | Yes to bedroom and ensuite |
| 12 | Visual fire alarm beacon installed: | No |
| 13 | Vibrating pillow pads available: | No |
| 14 | Hoist available: | No |

Standard Bedroom Accommodation:

Comments:

There are a total of 48 standard bedrooms available all with baths and wall mounted showers. The doors into the bedrooms measure 775mm approx. and the doors to the ensuites measure 570mm clear width opening approx.

The Best Western Valley Hotel Access Overview

Car Park:

- 1 No. of designated accessible parking bays: 1
- 2 Setting down area in front of entrance: yes
- 3 External ramps to main entrance: yes at bottom entrance of hotel
- 4 External steps: Yes at main entrance.

Additional Comments: All disabled guests come in through bottom entrance by the terrace. If necessary we can reserve a certain number of spaces for disabled guests. From the main entrance it is all flat or ramped to all the 18 bedrooms.

General Facilities:

- 1 Entrance doors: ramped
- 2 Internal ramps: yes
- 3 Internal steps: yes
- 4 Passenger lifts: yes (only to 9 rooms)
- 5 Accessible WC: yes
- 6 Reception counter high or low? High Induction loop available?: No

Accessible Bedroom Accommodation:

- 1 No. of accessible bedrooms available: 18
- 2 Tactile room numbers: no
- 3 Door access control ie card or key: key
- 4 Low level wide angle viewer in door: no
- 5 Wide doors into room: no
- 6 Interconnecting door to an adjoining bedroom: yes
- 7 Ensuite with bath or shower: most have both. A few have a shower only
- 8 Bath transfer seat: no
- 9 Grab rails: yes in 2 rooms
- 10 Safety floor: no
- 11 Emergency assistance points available: no
- 12 Visual fire alarm beacon installed: in 1 room
- 13 Vibrating pillow pads available: no
- 14 Hoist available: no

Additional Comments: Out of the 44 bedrooms, all the main house rooms will be inaccessible to a physically disabled guest as we have no lift. We have 9 rooms on ground floor level, and 9 rooms which are accessible via a lift. We have one disabled room which has a walk in shower, a beacon, and all the grab rails.

Telford Whitehouse Access Overview

General Comments:

Although this hotel is located further away than some of the other hotels, it is considered to provide a good standard of accessibility.

There is a new train service operating from London Marylebone to Wellington Station (1 mile from hotel).

It is understood that the hotel is used by a wheelchair basketball team.

Car Park:

- | | | |
|---|--|---------------------------|
| 1 | No. of designated accessible parking bays: | 4 + 4 (in separate areas) |
| 2 | Setting down area in front of entrance: | Not designated |
| 3 | External ramps to main entrance: | Yes |
| 4 | External steps: | Yes |

Comments:

There is a large hotel car park available accessed off Withering Close.

General Facilities:

- | | | |
|---|--------------------|---|
| 1 | Entrance doors: | Fully automatic double doors – 1 door leaf is kept shut |
| 2 | Internal ramps: | none |
| 3 | Internal steps: | Yes |
| 4 | Passenger lifts: | 1 spacious lift with audible announcement system. |
| 5 | Accessible WC: | 3 in total
1 next to conference suite - right hand transfer with emergency assistance alarm installed.
1 on 1 st floor accessed via lift and adjacent to restaurant / bar – right hand transfer with emergency assistance alarm installed.
1 in leisure club swimming pool on lower level |
| 6 | Reception counter: | Yes, with low level section and advertised induction loop installed |

There is a restaurant and bar and the staff are happy to provide assistance if required.

The leisure club can be accessed from within the hotel or directly from the automatic doors leading from the car park. It has a dedicated counter which has a high and low section with a fixed induction loop installed. The leisure club has an accessible WC / shower / change facility available for the pool / gym. There are steps into the pool and the pool is all one level. There is no hoist available for wheelchair users.

Accessible Bedroom Accommodation:

1 No. of accessible bedrooms available:	4 all on ground floor
2 Tactile rooms numbers:	Yes
3 Door access control:	Card
4 Low level wide angle viewer in door:	Yes
5 Wide doors into room and en suite:	Yes, 870mm approx. into bedroom and 820mm via a sliding door into the en suite
6 Interconnecting door to an adjoining bedroom:	Yes
7 En suite with bath or shower:	Bath with wall mounted shower
8 Bath transfer seat:	Available on request
9 Grab rails:	Yes
10 Safety floor:	No
11 Emergency assistance points available:	Yes to bedroom and en suite
12 Visual fire alarm beacon installed:	Yes
13 Vibrating pillow pads available:	No
14 Hoist available:	No

Standard Bedroom Accommodation:

Comments:

There are a total of 90 relatively spacious bedrooms available all with baths and wall mounted showers. The doors into these rooms and en suites measure 770mm clear width opening.

The Mount Hotel Access Overview

Car Park

7. No. of designated accessible parking bays: 2
8. Setting down area in front of entrance: On one level no steps
9. External ramps to main entrance: None
10. External steps: None

General Facilities

13. Entrance doors: Automatic with disabled button
14. Internal ramps: None
15. Internal steps: All facilities on ground floor level
16. Passenger lifts: None
17. Accessible WC: Yes
18. Reception counter high or low? Induction loop available?: High Counter and No loop available

Accessible Bedroom Accommodation

29. No. of accessible bedrooms available: 20 rooms on ground floor
30. Tactile room numbers: 0
31. Door access control ie card or key: Key
32. Low level wide angle viewer in door: No
33. Wide doors into room: No
34. Interconnecting door to an adjoining bedroom: None
35. Ensuite with bath or shower: Yes
36. Bath transfer seat: No
37. Grab rails: None
38. Safety floor: No
39. Emergency assistance points available: None
40. Visual fire alarm beacon installed: No
41. Vibrating pillow pads available: No
42. Hoist available: No

Standard Bedroom Accommodation

Comments ie access to room and bathroom facilities etc:

No specific disabled rooms – but ground floor rooms available

Lord Hill

Albrighton Hall Access Overview

Car Park:

- 1 No. of designated accessible parking bays: 3, near the main hotel House – 3 By the rear car park – Spa Entrance
- 2 Setting down area in front of entrance We have a pull in car drop off point and flat surfaces to access the hotel
- 3 External ramps to main entrance: No not to the reception, guests need to enter at the bar, where there is lift access
- 4 External steps: 5 steps to reception

General Facilities:

- 1 Entrance doors: Main Hotel – 5 steps. Bar – Flat. Spa Entrance – Ramp and Flat
- 2 Internal ramps: None
- 3 Internal steps: Few – Main House not accessible due to age of Building
- 4 Passenger lifts: 2 (one in new bedroom Block – one in bar to reception area)
- 5 Accessible WC: Located near Albrighton Suite
- 6 Reception counter high or low? High
- 7 Induction loop available?: No

Accessible Bedroom Accommodation:

- | | |
|---|--------------------------|
| 1 No. of accessible bedrooms available: | 4 |
| 2 Tactile room numbers: | No |
| 3 Door access control ie card or key: | Both |
| 4 Low level wide angle viewer in door: | yes |
| 5 Wide doors into room: | Yes |
| 6 Interconnecting door to an adjoining bedroom: | yes (3 sets) |
| 7 Ensuite with bath or shower: | yes (both in some rooms) |
| 8 Bath transfer seat: | No |
| 9 Grab rails: | Yes |
| 10 Safety floor: | No |
| 11 Emergency assistance points available: | Yes |
| 12 Visual fire alarm beacon installed: | No |
| 13 Vibrating pillow pads available: | No |
| 14 Hoist available: | No |

Additional Comments:

Standard Bedroom Accommodation:

Comments ie access to room and bathroom facilities etc :

Houghton Hall Access Overview

Car Park:

- 1 No. of designated accessible parking bays: 2
- 2 Setting down area in front of entrance Yes
- 3 External ramps to main entrance: no
- 4 External steps: Yes 5

Additional Comments: More access at rear of hotel with ramp

General Facilities:

- 1 Entrance doors: Yes
- 2 Internal ramps: No
- 3 Internal steps: Yes (Some)
- 4 Passenger lifts: No
- 5 Accessible WC: No
- 6 Reception counter high or low? Induction loop available? High / No :

Accessible Bedroom Accommodation:

- 1 No. of accessible bedrooms available: No
- 2 Tactile room numbers: No
- 3 Door access control ie card or key: Card
- 4 Low level wide angle viewer in door: No
- 5 Wide doors into room: No
- 6 Interconnecting door to an adjoining bedroom: No
- 7 Ensuite with bath or shower: Yes
- 8 Bath transfer seat: No
- 9 Grab rails: No
- 10 Safety floor: No
- 11 Emergency assistance points available: No
- 12 Visual fire alarm beacon installed: No
- 13 Vibrating pillow pads available: No
- 14 Hoist available: No

Standard Bedroom Accommodation:

Comments ie access to room and bathroom facilities etc : Hotel not suitable for wheelchair users

The Lion Hotel Access Overview

Car Park

- 11. No. of designated accessible parking bays: 4
- 12. Setting down area in front of entrance: Yes
- 13. External ramps to main entrance: No
- 14. External steps: Yes – back and front door

General Facilities

- 19. Entrance doors: Circular spin doors, there is a fire exit which is access able
- 20. Internal ramps: No
- 21. Internal steps: Yes
- 22. Passenger lifts: 1
- 23. Accessible WC: No – stairs to toilet
- 24. Reception counter high or low? Induction loop available?: High reception desk, no induction loop available

Accessible Bedroom Accommodation

- 43. No. of accessible bedrooms available: 10
- 44. Tactile room numbers: No
- 45. Door access control ie card or key: Key Card
- 46. Low level wide angle viewer in door: No
- 47. Wide doors into room: Standard
- 48. Interconnecting door to an adjoining bedroom: No
- 49. Ensuite with bath or shower: Yes
- 50. Bath transfer seat: No
- 51. Grab rails: Yes
- 52. Safety floor: No
- 53. Emergency assistance points available: No
- 54. Visual fire alarm beacon installed: No
- 55. Vibrating pillow pads available: No
- 56. Hoist available: No

Additional Comments: Stairs down to restaurant with hand rail

Standard Bedroom Accommodation

Comments ie access to room and bathroom facilities etc: Hotel lift to each floor